



Caledonian


NEK606 Water Blocked Offshore & Marine Cables

www.caledonian-cables.com

marketing@caledonian-cables.com

Fire Resistant Medium Voltage Power Cables

Water Blocked P6 or P6/P13 BFOU 3.6/6KV 3C120



APPLICATIONS

These cables are partially water blocked, fire resistant, flame retardant, low smoke, halogen free and mud resistant, used for fixed installation for medium voltage power.

STANDARDS

IEC 60092-353

IEC 60092-360

IEC 60332-1

IEC 60332-3-22

IEC 60754-1,2

IEC 61034-1,2

NEK 606

VG 95218 part 29

IEC 60331-21

VOLTAGE RATING

3.6/6KV

CABLE CONSTRUCTION

Conductors: Circular tinned annealed stranded copper to IEC 60228 class 2.

Conductor Screen: Semi conducting material.

Insulation: Mica tape + Halogen free EPR.

Insulation Screen: Semi conducting material and tinned copper wire braid.

Filler: Water blocking fillers, if required.

Bedding: Halogen free compound, PETP wrapping tape will be applied over the bedding, if required.

Armour: Tinned copper wire braid, PETP wrapping tape will be applied over the braiding, if required.

Water Blocking Elements: Water blocking tape and strings for providing longitudinal water tightness.

Inner Sheath: Halogen free thermosetting compound, SHF2 (for TYPE P6), or halogen free mud resistant thermosetting compound, SHF MUD (for TYPE P6/P13), coloured red.



Caledonian

NEK606 Water Blocked Offshore & Marine Cables

www.caledonian-cables.com

marketing@caledonian-cables.com

Outer Sheath: Polyurethane for providing transversal water tightness, PE is optional, but can not meet low smoke standard.

PHYSICAL AND THERMAL PROPERTIES

Bending Radius: 15×OD (during installation); 9×OD (fixed installed)

Temperature Range: -20°C ~ +90°C

TECHNICAL CHARACTERISTICS

| Nom. Cross-Section Area | Nom. Conductor Diameter | Maximum Resistance @20°C | Continuous Current Rating @45°C 1 Core | Short Circuit Current 1s |
|-------------------------|-------------------------|--------------------------|--|--------------------------|
| mm ² | mm | Ohm/km | A | A |
| 120 | 13.8 | 0.154 | 237 | 17170 |

DIMENSION AND PARAMETERS


| No. of Cores × Cross-sectional Area | Nominal Insulation Thickness | Nominal Bedding Thickness | Nominal Inner Sheath Thickness | Nominal Outer Sheath Thickness | Nom. Overall Diameter | Cable Weight |
|-------------------------------------|------------------------------|---------------------------|--------------------------------|--------------------------------|-----------------------|--------------|
| No. × mm ² | mm | mm | mm | mm | mm | kg/km |
| 3×120 | 2.5 | 3.1 | 2.2 | 1.4 | 72.9±2 | 9608 |




Circuit Integrity
IEC 60331-21



Flame Retardant
IEC 60332-1



Halogen Free
IEC 60754-1



Low Corrosivity
IEC 60754-2



Low Smoke Emission
IEC 61034-2



Reduced Fire Propagation
IEC 60332-3-22